


5 ! 3
/
, ! Q * Q+ Q 3 Q F P μ Q4 Fμ P μ Q 3 Fμ P μ
;º 4 Y N7 Q , 0
Ð €



! 7

0

#

& Q Q ! Y # \$ I 5N
 3 , - I 5! , ' N4 Y
 N2 5! Q 5! 3 Q
 N! N Q
 - / !) 0
 5! N
 7 Y Q N5! , "
 2 I ?; 2DN
 € A5 485 P



5! 0



(!
/ Q T N ! . 3)
T

5 ! &

5 ! 3

Where We Are Now

The following table lists the executive populations. These programs are in progress.

Students for Management Fall Closing




6-Year Graduation Rate (%)

First-time Freshmen

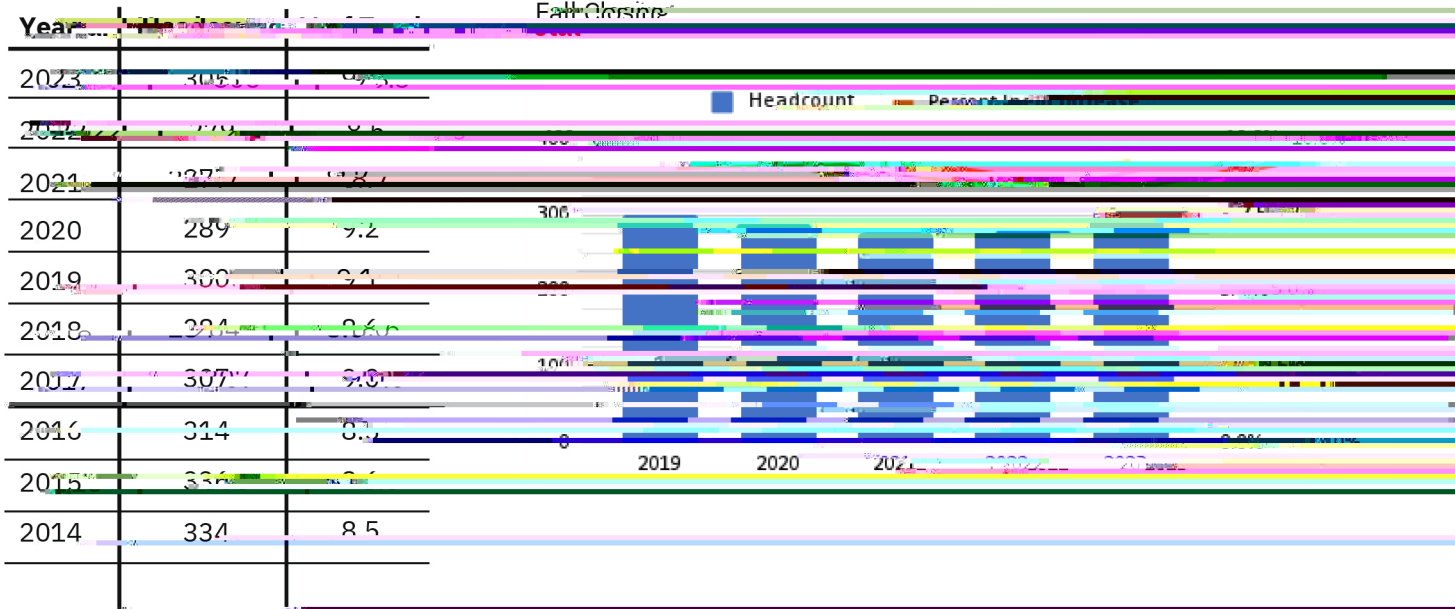
UAA, UAF and UAC are open-admission universities. The 6-year graduation rate for 144 full-time students who were identifying as Alaska natives (the population that UAA, UAF and UAC are normally serving) at graduation in 2022 was 19.5%. The 6-year graduation rate for all students at these institutions was 19.5%.

Faculty & Staff Growth



*Those who self-identify as Alaska natives. The 6-year graduation rate for 144 full-time students who were identifying as Alaska natives (the population that UAA, UAF and UAC are normally serving) at graduation in 2022 was 19.5%. The 6-year graduation rate for all students at these institutions was 19.5%. Source: <https://nces.ed.gov/ipeds/datacenter/ipedsdatacenter/>

Staff Origin and Retention



Horizontal

The following tasks:




- Kelly Strickland
- Matthew Cochran
- Angela Tamm
- LaVerne Demont
- Davin Brown
- Lance Twillock

Recruitment

The following graduates from University of

- Jacy Hutchinson
- Jordan Sanders
- Lyla
- Angela
- Catherine Mings
- Sally Samson
- Tracy

* This information is for informational purposes only.



! " * % Q + N Y
4
Q
! N Y
4 Q
4 # %