



© 2015 National Association of Student Financial Aid Administrators (NASFAA)



1

#

Opening Discussion:

Students often have questions about the college application process. They may be unsure about how to choose a college, how to pay for college, or how to prepare for college. This discussion is designed to address these questions and provide students with the information they need to make informed decisions about their college education.

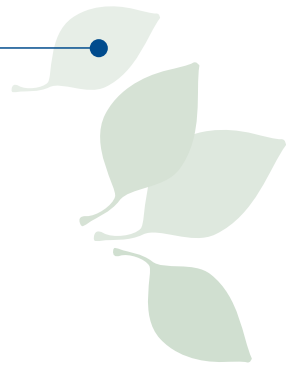
Activity/Handout:

Personal College Counseling Questionnaire 1

Instructions:

- 1. Read the questionnaire carefully.
- 2. Answer the questions honestly.
- 3. Be sure to include all relevant information.





1

#

Opening Discussion:

Directions: Read the article and answer the questions. You may want to discuss the article with a partner or a small group.

A Federal Government financial aid publication offers two concrete examples:

- A student who is a member of a religious organization that is not affiliated with a church or synagogue may be eligible for a federal student loan.
- A student who is a member of a religious organization that is not affiliated with a church or synagogue may be eligible for a federal student loan.

Activity/Handout:

Financial Aid True/False Quiz

Instructions:

Directions: Read the article and answer the questions. You may want to discuss the article with a partner or a small group.


Here are the answers:

- 1. True
- 2. True
- 3. True
- 4. True
- 5. True
- 6. True
- 7. True
- 8. True
- 9. True
- 10. True
- 11. True
- 12. True
- 13. True
- 14. True
- 15. True
- 16. True
- 17. True
- 18. True
- 19. True
- 20. True
- 21. True
- 22. True
- 23. True
- 24. True
- 25. True
- 26. True
- 27. True
- 28. True
- 29. True
- 30. True
- 31. True
- 32. True
- 33. True
- 34. True
- 35. True
- 36. True
- 37. True
- 38. True
- 39. True
- 40. True
- 41. True
- 42. True
- 43. True
- 44. True
- 45. True
- 46. True
- 47. True
- 48. True
- 49. True
- 50. True



1

Keep in Mind:



THE SAD FACT is that many students who earn admission to college never go because they do not complete the financial aid process.

THE GOOD NEWS is that there are lots of ways to pay for college and lots of information and help are available to students who honestly need financial aid assistance!!

FACTS WORTH NOTING:

- ...
- ...
- ...
- ...
- ...
- ...

There is a lot of money available to students with need:

- ...
- ...
- ...
- ...
- **Grants and scholarships:** ...
- **Work-study:** ...



- **Loans:** ...

APPLYING FOR FINANCIAL AID IS TIME-CONSUMING, BUT NOT HARD! Here is how the need-based application process generally works:

Susan Smart

Total Cost: **\$21,120**


\$10,000 (B) + \$11,120 (B) = \$21,120

EFC **\$3,241**

\$10,000 (B) - \$3,241 (EFC) = \$6,759 (A)

Financial need: **\$17,879**

\$10,000 (B)	\$
\$11,120 (B)	\$
\$6,759 (A)	\$
\$3,241 (EFC)	\$
\$17,879 (Total Financial Need)	\$
\$10,000 (B)	\$
\$7,879 (Total Financial Need - B)	\$





2

How to Use This Book


... ..

Objectives:

-
-





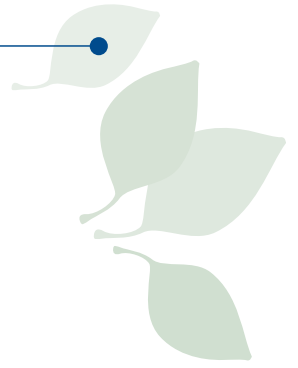


z r u e i n m
 A r u e i n m
 A r u e i n m
 m r r u e i n m
 A r u e i n m

Robert Frost

r r u e i n m r r u e i n m r r u e i n m r r u e i n m
 r r u e i n m r r u e i n m r r u e i n m r r u e i n m
























College search and selection is a process that begins with self-discovery and ends with the selection of a college. The process involves gathering information, evaluating options, and making a decision. It is a journey that requires time, effort, and guidance.

COLLEGE GUIDEBOOKS:

College guidebooks provide valuable information for students and parents. Some of the most well-known include *The College Handbook*, *Peterson's Guide to Four Year Colleges*, *The Fiske Guide to Colleges*, *The Insider's Guide*, and *Rugg's Recommendations on the Colleges*. These books offer detailed profiles of colleges, including their academic programs, campus life, and financial aid options.

Other resources include *Barr's Index of College Majors* and *Rugg's Recommendations on the Colleges*. These books provide additional insights into college life and help students make informed decisions about their future.

COLLEGE-PRODUCED RESOURCES:

- [College Board's BigFuture](#)
- [College Board's BigFuture](#)
- [College Board's BigFuture](#)
- [College Board's BigFuture](#)

COMPUTER RESOURCES:

Computer resources are essential for college search and selection. These include online databases, search engines, and college websites. Students should explore these resources to gather information and compare colleges.





3

Braille text block containing several lines of characters.

Objectives:

- Braille character objective 1
- Braille character objective 2
- Braille character objective 3


Activities and Handouts:


Recap Activity: Braille text for a recap activity.

Activity #1: Braille text for activity #1.

Activity #2: Braille text for activity #2.

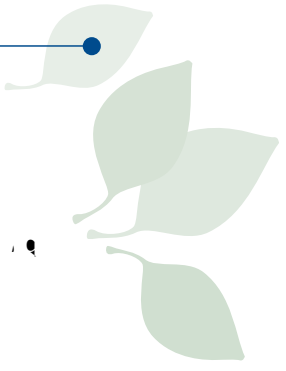
Activity #3: Braille text for activity #3.











ACT

When do I take the test?

When and how do I register?

What is the test's structure?

How is it scored?

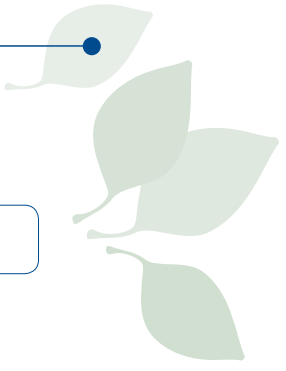
College Board/SAT Tests

PSAT

When do I take the test?

How do I register?

What is the test's structure?



3



Opening Discussion:

Do you ever feel like you're not getting the most out of your classes? Are you struggling to keep up with the workload? This chapter will provide you with strategies to help you study more effectively and manage your time better.

Activity/Handout:

Sample SAT and ACT Questions

Sample SAT Questions: [Click here](#)

Sample ACT Questions: [Click here](#)

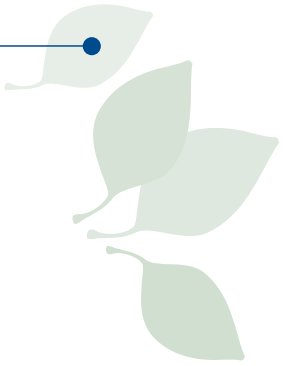
Instructions:

Directions: Read each question carefully and select the best answer. You may use a calculator for this section. For each question, there are four possible answers, A, B, C, and D. Only one of these answers is correct. You will receive one point for each correct answer.

NOTE: Do not use a calculator for this section. For each question, there are four possible answers, A, B, C, and D. Only one of these answers is correct. You will receive one point for each correct answer. www.actstudent.org

Wrap-Up Discussion:

What are some of the most important strategies you learned in this chapter? How do you plan to use these strategies in your classes? Do you have any questions or concerns about studying effectively?



Explanation of Sentence Completion:

- The first blank requires a noun that describes a person who is not a member of the group. "outsider" is the only choice that fits.
- The second blank requires a verb that means "to be a member of." "belong" is the only choice that fits.
- The third blank requires a noun that describes a person who is not a member of the group. "outsider" is the only choice that fits.

Correct answer: (E)

Explanation of Math Question #1:

Each of the 100 students in the class has a unique combination of 10 different traits. If each trait is either present or absent, then there are 2¹⁰ = 1,024 possible combinations of traits.





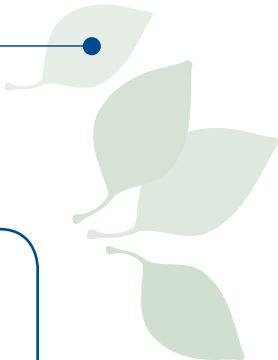
• A = 3 • A = 3 • (A A)



3

Keep in Mind:

• ... Ar ... ri ...
• ... rr ... rr ...
• ... A ... A ...
• ... rr ... rr ...

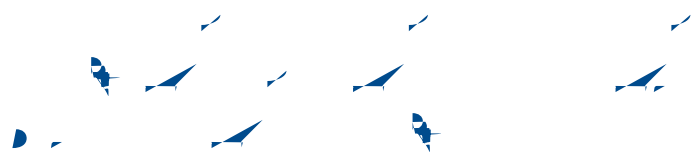
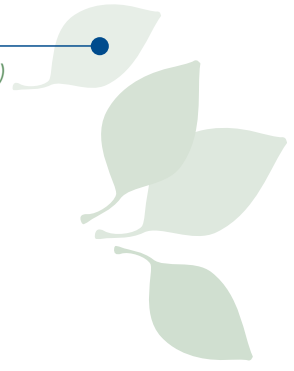


4

Handwritten musical notation below the number 4.

Handwritten musical notation within a rounded rectangular box.

Handwritten musical notation on a staff line.



የግንባታ ስራ ለማሳካት ለሌሎች ለማድረግ ለሌሎች ለማድረግ ለሌሎች ለማድረግ

የግንባታ ስራ ለማሳካት ለሌሎች ለማድረግ ለሌሎች ለማድረግ ለሌሎች ለማድረግ

የግንባታ ስራ ለማሳካት ለሌሎች ለማድረግ ለሌሎች ለማድረግ ለሌሎች ለማድረግ


የግንባታ ስራ ለማሳካት ለሌሎች ለማድረግ ለሌሎች ለማድረግ ለሌሎች ለማድረግ

የግንባታ ስራ ለማሳካት ለሌሎች ለማድረግ ለሌሎች ለማድረግ ለሌሎች ለማድረግ

የግንባታ ስራ ለማሳካት ለሌሎች ለማድረግ ለሌሎች ለማድረግ ለሌሎች ለማድረግ

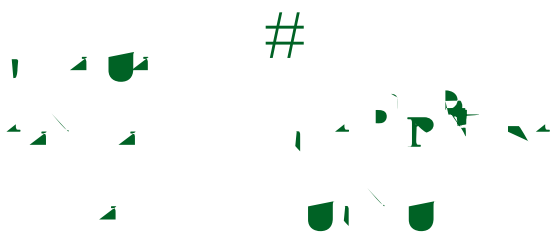
የግንባታ ስራ ለማሳካት ለሌሎች ለማድረግ ለሌሎች ለማድረግ ለሌሎች ለማድረግ

የግንባታ ስራ ለማሳካት ለሌሎች ለማድረግ ለሌሎች ለማድረግ ለሌሎች ለማድረግ



4

Braille characters and symbols including the Braille character for the number 4.



Opening Discussion:

Braille text for the opening discussion section.

Activity/Handout:


Activities Résumé

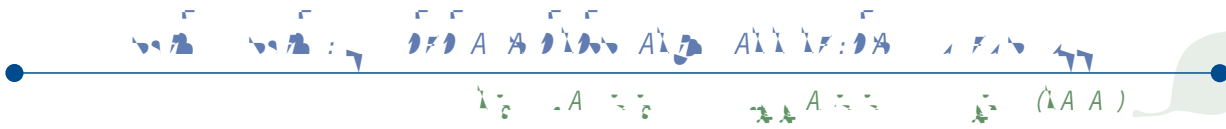
Resources List (optional)

Braille text for the resources list section.

Instructions:

Braille text for the instructions section.





4

... ..



Opening Discussion:

... ..


Activity/Handout:



FRESHMAN

- P
 - ...
 - ...

- ...
- ...



SOPHOMORES


- All students must complete a minimum of 18 credits during the first semester of their sophomore year, including a minimum of 6 credits in the natural sciences and 6 credits in the social sciences.

- B. The minimum cumulative GPA for admission to the second semester of the sophomore year is 2.0.

- All students must complete a minimum of 18 credits during the second semester of their sophomore year, including a minimum of 6 credits in the natural sciences and 6 credits in the social sciences. (A.A.)







A PARTICIPATORY DEMONSTRATION OF HOW SELECTIVE COLLEGE ADMISSION WORKS (SORT OF)

Getting started with play:

... of A r
...
PAR A D
PA...
... fi

Scenario of play:

... A r... z... Par...
...
... r...
... B...
... PA...
... Par...
...
... Ar...
... z...
... PA...
... D...
... r...

The ending:

... PA
... PA...
... PAR...
...
... u... r



Qualities, which are read, and places to move up and down in the line:

AV A A P A A AD P A
 P A B V A
 A D A A D A A B A A
 APP A A D
 D D A P P D
 D D A
 D A A A D AD B D
 DA
 P D A A A
 APP
 A A A
 D D P A A APP A
 P A A z A A D P A P
 A A A A PA DA D
 AD A A AB
 P A DA APA A PAP A D A D
 P

B A A D
 PA PA D A P A B A D
 A
 AV PA PA D A A A V
 AV PA PA D A A V P
 A A A
 A A VA A A D A A VA A A D
 D P A A A P V P A A
 A zD A A AD A D A
 A A A D D D
 P A V A D A D
 zD P A D A A
 A A A D DA
 V AV A P A A
 DA
 A A P A B A P A D
 A D V A A A D A



- You did not write the optional essay for



- You did did for 1







- You attended the college information

- You attended the college information

- You attended the college information

- You attended the college information

- You attended the college information





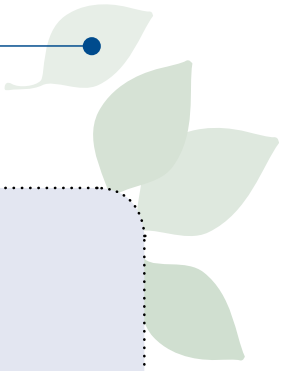
- You are a varsity athlete
- You have taken an exceptionally

r ...

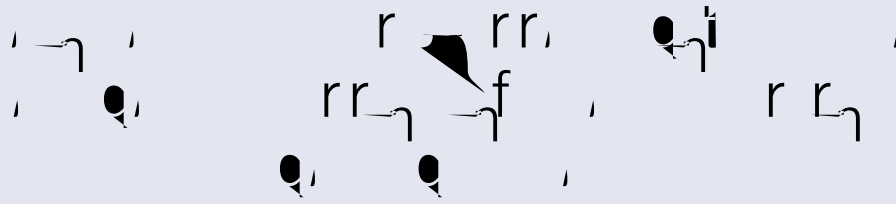
- You will be the first in your

- You have been involved in

r ...

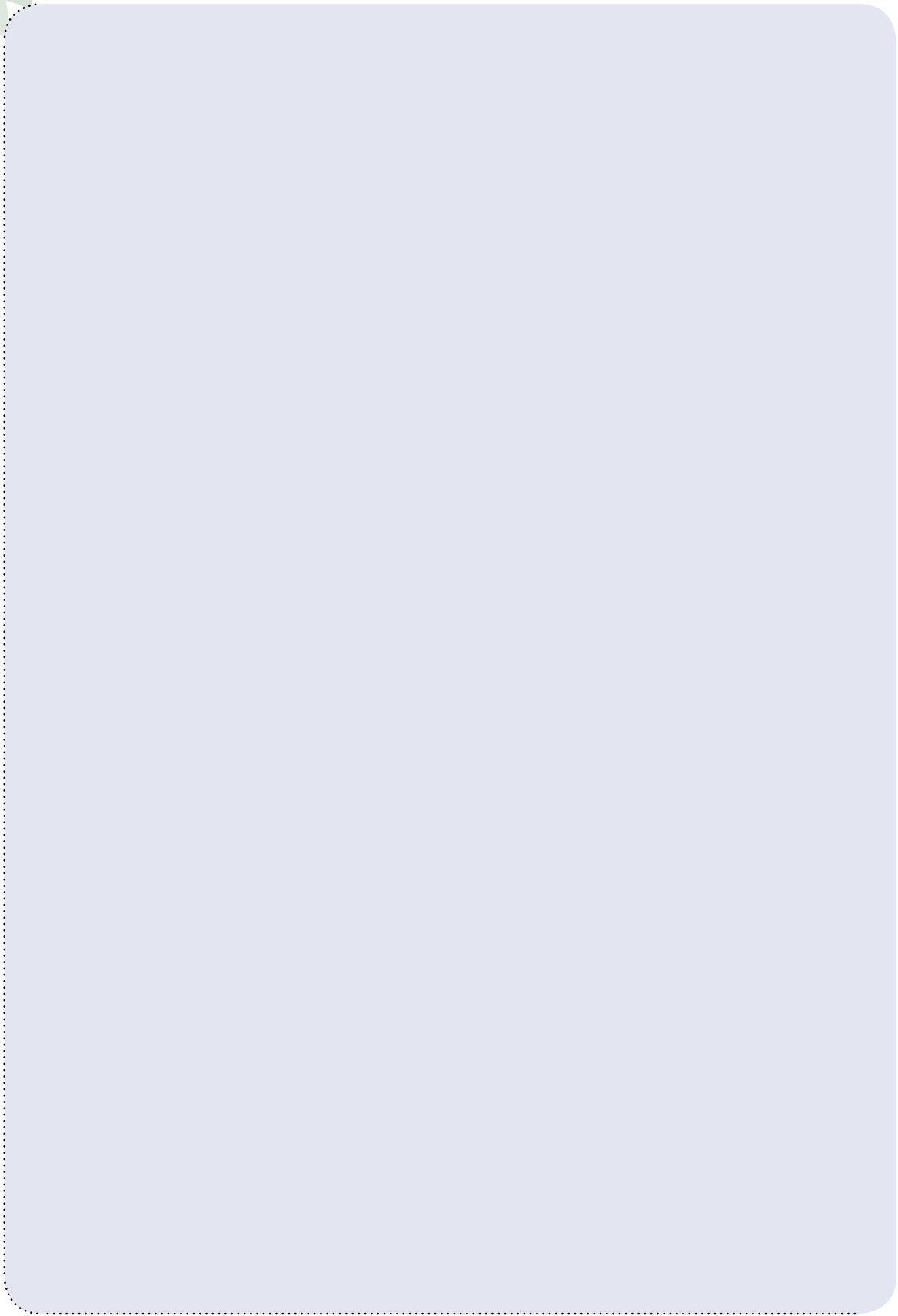
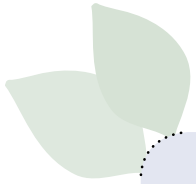


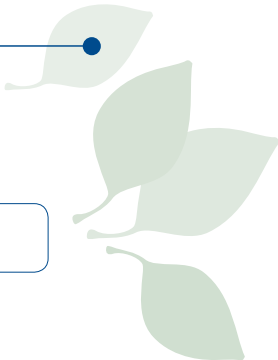
- You wrote the essay of the year—





Icons and symbols including a person, a gear, and a document.





4

Handwritten musical notation within a rounded rectangular box.

Keep in Mind:

Handwritten musical notation for the 'Keep in Mind' section.

Homework:



5


1

2

3



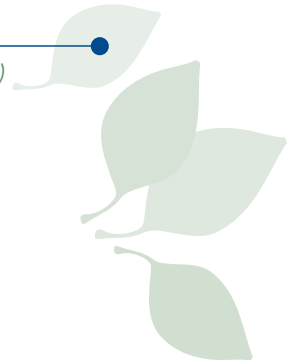
... A ... A ... (A A)



5

Empty rectangular box for text input.





Academic Interests:

Academic Interests

Academic Interests

Academic Interests

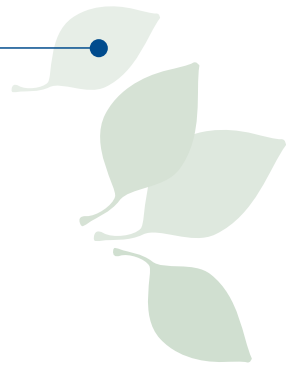
Academic Interests

Academic Interests

Academic Interests

Academic Interests







1. $\frac{1}{x^2} = x^{-2}$

2. $\frac{d}{dx} x^{-2} = -2x^{-3}$

3. $(\frac{1}{x^2})'$



5

4. $-\frac{2}{x^3} = -\frac{2}{x^3}$



1. Prepare for the Visit

Before you visit, you should prepare. You should call the admission office to schedule your visit. You should also get directions to the admission office. If there is anything specific you wish to see, ask ahead of time. Be flexible. If you need to cancel or reschedule, call ASAP.

- Call the admission office to schedule your visit at least two weeks ahead of time.
- Get directions to the admission office.
- If there is anything specific you wish to see, ask ahead of time.
- Be flexible.
- If you need to cancel or reschedule, call ASAP.

Pre-Planning

Call to schedule the visit at least two weeks ahead of time.

Before you visit, you should call the admission office to schedule your visit. You should also get directions to the admission office. If there is anything specific you wish to see, ask ahead of time. Be flexible. If you need to cancel or reschedule, call ASAP.

Make sure to get proper directions to the admission office.

Before you visit, you should call the admission office to schedule your visit. You should also get directions to the admission office. If there is anything specific you wish to see, ask ahead of time. Be flexible. If you need to cancel or reschedule, call ASAP.

If there is anything specific you wish to see, ask ahead of time.

Before you visit, you should call the admission office to schedule your visit. You should also get directions to the admission office. If there is anything specific you wish to see, ask ahead of time. Be flexible. If you need to cancel or reschedule, call ASAP.

Be flexible.

Before you visit, you should call the admission office to schedule your visit. You should also get directions to the admission office. If there is anything specific you wish to see, ask ahead of time. Be flexible. If you need to cancel or reschedule, call ASAP.

If you need to cancel or reschedule, call ASAP.


Before you visit, you should call the admission office to schedule your visit. You should also get directions to the admission office. If there is anything specific you wish to see, ask ahead of time. Be flexible. If you need to cancel or reschedule, call ASAP.

During the Visit

Take notes

- Write down the names of the people you meet.
- Write down the dates and times of the activities you see.
- Write down the names of the buildings you visit.
- Write down the names of the people you talk to.
- Write down the names of the people you meet.
- Write down the dates and times of the activities you see.
- Write down the names of the buildings you visit.
- Write down the names of the people you talk to.





BEFORE THE FAIR

■ Are you a first, second, or third generation college student?

- Do I want to attend an extra large, large, medium or small school?
- What major do I wish to study?
- Do I want to attend an urban, suburban or rural school?
- Do I want to attend a 2 year, 4 year, single sex or religiously affiliated school?
- Do I want to sex *f* suburban 1 suburban school?




5 How do we know if we are using effective strategies?



Opening discussion:

- **B** How do we know if we are using effective strategies?
- **C** What evidence do we have that our strategies are effective?
- **D** How do we know if we are using effective strategies?



5

... ..

... .. #

Activity/Handout: HOOL





D. Secondary School Report Form or Counselor Recommendation Form: This form is required for all students applying for admission to a college or university. It provides a comprehensive overview of the student's academic performance, extracurricular activities, and personal characteristics as reported by a secondary school counselor or teacher.

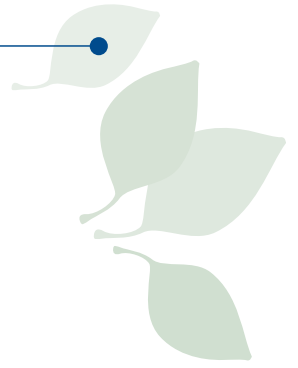
Part of the secondary school report form is a letter from the counselor or teacher that provides a personal assessment of the student's abilities, interests, and potential for success in higher education.

E. Mid-Year Report Form: This form is required for all students who are currently enrolled in a college or university. It provides a comprehensive overview of the student's academic performance and progress during the current academic year.

F. Teacher Recommendation Form: This form is required for all students applying for admission to a college or university. It provides a personal assessment of the student's academic performance, extracurricular activities, and personal characteristics as reported by a teacher.










6



Opening Discussion:

Activity/Handout:

With a Little Help From My Friends
How to Use Your School Counselor

Instructions:




Throughout your high school years, your counselor can help you:

- Plan your course schedule to meet college requirements.
- Understand the college application process.
- Prepare for standardized tests like the SAT or ACT.
- Research colleges and universities.
- Write your college application essays.
- Prepare for college life.
- Understand financial aid options.
- Prepare for college registration.

Throughout your high school years, your counselor can help you:

- Plan your course schedule to meet college requirements.
- Understand the college application process.
- Prepare for standardized tests like the SAT or ACT.
- Research colleges and universities.
- Write your college application essays.
- Prepare for college life.
- Understand financial aid options.
- Prepare for college registration.

College planning and preparation is a continuous process. Your counselor can help you every step of the way.



6

WASH STATE COLLEGE OF EDUCATION

WASH STATE COLLEGE OF EDUCATION



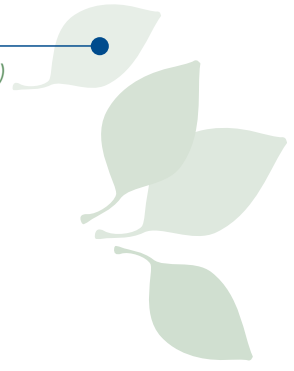
Braille text consisting of several characters.

You mean what I do in the summer can help me with college options?

Braille text corresponding to the question above, including the word 'A'.







Handwritten musical score in black ink, consisting of several staves with notes, rests, and other musical symbols.



My Map To College: Nothing Can Stop Me Now



6

#

Opening Discussion:

... ..

Activity/Handout:

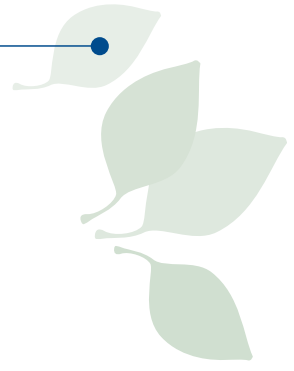
- Evaluation tool
- Certificate of Completion

Instructions:

- ...
- ...
- ...
- ...









Thinking About Plans After High School

Thinking about plans after high school is an important step in your future. You should consider your interests, strengths, and the skills you want to gain. Research different options like college, trade schools, or military. Talk to your family and friends for advice. Make a list of your goals and the steps you need to take to reach them. Don't be afraid to ask for help when you need it.

Future Plans

Postsecondary Options	Goal

Types of Postsecondary Institutions

College and University

Colleges and universities offer a wide range of programs and degrees. They typically have larger campuses and more resources. You can find a variety of majors and minors. Many offer research opportunities and internships. They also provide a liberal arts education. Consider the size of the institution and the quality of the faculty.

Community College/Junior College

Community colleges and junior colleges are smaller institutions that offer two-year programs. They are often more affordable and have a focus on practical education. Many offer transfer agreements with four-year colleges. They also provide a variety of career and technical programs. Consider the location and the quality of the instruction.

Trade, Technical, and Business School

Trade, technical, and business schools provide specialized education for specific careers. They offer hands-on training and practical skills. Many have strong industry connections and offer internships. They are often shorter in duration than traditional colleges. Consider the specific field you are interested in and the quality of the training.

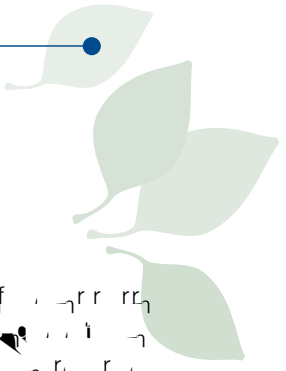
Online Institutions

Online institutions provide a flexible learning environment. You can study at your own pace and from anywhere. They often offer a variety of programs and degrees. Consider the quality of the instruction and the support services available.

Coursework Leading to College

Coursework leading to college allows you to earn college credits while still in high school. This can help you save time and money. Consider the quality of the courses and the support services available.





Work-Study

Work-study programs allow students to earn money to help pay for their education. These programs are often available on campus and can provide valuable work experience. Students can apply for these positions through their school's financial aid office.

Preparing to Meet College Costs

Preparing to meet college costs involves several steps, including researching financial aid options, creating a budget, and understanding the costs of attendance. It's important to start planning early to ensure you have the resources needed to succeed in college.

Loans

Loans are a common way to finance college education. There are two main types: federal student loans and private student loans. Federal loans often have lower interest rates and more flexible repayment options. Private loans are typically more expensive but can be used for a wider range of expenses. It's crucial to understand the terms and conditions of any loan before borrowing.

