




UA Land Management
HISTORICAL GROSS RECEIPTS SUMMARY
FY87 - FY22

| | FY87 | FY88 | FY89 | FY90 | FY91 | FY92 | FY93 | FY94 | FY95 |
|---|-------------------|-------------------|---------------------|---------------------|---------------------|---------------------|---------------------|---------------------|---------------------|
| UNIVERSITY TRUST LAND | | | | | | | | | |
| Land Sales | \$ 217,036 | \$ 274,648 | \$ 1,081,502 | \$ 995,377 | \$ 846,062 | \$ 1,132,632 | \$ 1,592,480 | \$ 1,691,509 | \$ 1,218,409 |
| Leases: Land/Commercial/Residential | 46,044 | 44,492 | 135,379 | 55,519 | 45,172 | 106,825 | 83,137 | 72,572 | 65,899 |
| Permits & Fees | - | 715 | 3,500 | 4,675 | 3,600 | 8,345 | 15,665 | 26,728 | 26,858 |
| Timber Sales | 30,297 | 44,268 | 8,939 | 1,093,062 | 896,253 | 971,251 | 2,084,944 | 6,813,647 | 3,278,271 |
| Mineral Leases/Royalties | 11,737 | 5,462 | 16,800 | 7,954 | - | - | - | - | - |
| Oil & Gas Leases/Royalties | - | 6,000 | - | - | - | 139,836 | 5,465 | 7,286 | 9,107 |
| Material Sales/Royalties | 8,000 | 36 | 14,056 | (435) | 2,000 | 4,042 | 54,298 | 12,866 | 12,300 |
| Easements/Rights of Way | - | - | 350 | 1,700 | 350 | 410 | 6,402 | 200 | 2,300 |
| Miscellaneous | 122,682 | - | - | - | - | - | 4,000 | 500 | 5,014 |
| Total Trust Land Receipts | \$ 435,796 | \$ 375,621 | \$ 1,260,526 | \$ 2,157,852 | \$ 1,793,437 | \$ 2,363,341 | \$ 3,846,391 | \$ 8,625,308 | \$ 4,618,158 |
| OTHER UNIVERSITY LAND | | | | | | | | | |
| Land Sales | \$ - | \$ - | \$ - | \$ - | \$ - | \$ 1,032,128 | \$ 35,000 | \$ 803,107 | \$ 508,044 |
| Leases: Land/Commercial/Residential | 31,128 | 22,037 | 9,969 | - | 5,000 | 5,000 | 5,000 | 95,791 | 626,301 |
| Permits & Fees | - | 354 | 3,903 | 9,812 | 9,894 | 7,734 | 7,875 | 306,268 | 7,700 |
| Timber Sales | - | - | - | - | - | - | - | - | - |
| Mineral Leases/Royalties | - | - | - | - | - | - | - | - | - |
| Oil & Gas Leases/Royalties | - | - | - | - | - | - | - | - | - |
| Material Sales/Royalties | 8,166 | 47,585 | 14,539 | 36,721 | 57,247 | 24,530 | 37,278 | 43,297 | 36,075 |
| Easements/Rights of Way | - | - | - | - | - | - | - | - | - |
| Miscellaneous | 6,101 | 283,550 | 61,640 | - | - | 120 | 9,000 | - | - |
| Total Other University Land Receipts | \$ 45,495 | \$ 313,526 | \$ 86,151 | \$ 46,533 | \$ 62,041 | \$ 1,124,652 | \$ 87,103 | \$ 1,152,463 | \$ 1,180,120 |
| <small>Q\$00602ch reW hB/F2 876 Tf1 0 0 1 451 63358585858580295 7130,5599B1 803,107</small> | | | | | | | | | |

UA Land Management
 HISTORICAL GROSS RECEIPTS SUMMARY
 FY87 - FY22

| | <u>FY05</u> | <u>FY06</u> | <u>FY07</u> | <u>FY08</u> | <u>FY09</u> | <u>FY10</u> | <u>FY11</u> | <u>FY12</u> | <u>FY13</u> |
|-------------------------------------|--------------|--------------|--------------|--------------|--------------|--------------|--------------|-------------|--------------|
| UNIVERSITY TRUST LAND | | | | | | | | | |
| Land Sales | \$ 8,471,158 | \$ 3,966,816 | \$ 3,719,136 | \$ 6,081,245 | \$ 8,309,572 | \$ 1,732,029 | \$ 1,236,002 | \$ 736,541 | \$ 1,447,818 |
| Leases: Land/Commercial/Residential | 210,960 | | | | | | | | |



UA Land Management
HISTORICAL GROSS RECEIPTS SUMMARY
FY87 - FY22

Average Total Receipts

| | |
|---------------------|-----------------|
| Last 5 Yr. Average | \$ 7,695,430.52 |
| Last 10 Yr. Average | \$ 8,836,118.12 |
| Last 20 Yr. Average | \$ 8,461,085.02 |

| | |
|-------------------------------------|----------------|
| Land Sales, incl Interest | \$ 127,401,747 |
| Leases: Land/Commercial/Residential | 60,905,763 |
| Permits & Fees | 2,948,629 |
| Timber Sales | 49,122,826 |
| Mineral Leases/Royalties | 423,442 |
| Oil & Gas Leases/Royalties | 2,114,331 |
| Material Sales/Royalties | 3,586,088 |
| Easements/Rights of Way | 2,188,747 |
| Miscellaneous | 722,713 |
| Renewable Energy | - |
| Mitigation Mgt | - |
| | \$ 249,414,285 |

SPECIFIC